

Treetops Wood Worksheet

1 Trace and say. Napisz po śladzie i powiedz na głos.



Bud



Holly



Hedgehog




Mouse



Squirrel

2 Follow and trace. Połącz i napisz po śladzie.



Bud

Mouse

Squirrel

Hedgehog

Holly



Autumn Worksheet

1 **Colour and trace.** Pokoloruj i napisz po śladzie.

2 **Now match and colour.** Teraz dopasuj i pokoloruj.



a mushroom •



a nut •



a tree •




a leaf •



Unit 1 Worksheet 1

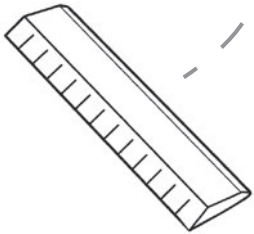
1 Follow and trace. Połącz i napisz po śladzie.



a ruler



a book



a chair



a pencil

a rubber



a bag

a pen



a desk



Unit 1 Worksheet 2

1 Look, trace and circle. Popatrz, napisz po śladzie i zakreśl.



a bag / a pencil



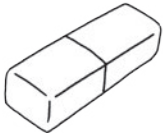
a desk / a bag



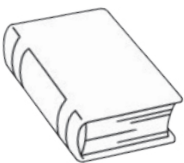
a pencil / a desk



a ruler / a bag




a rubber / a chair



a book / a pen




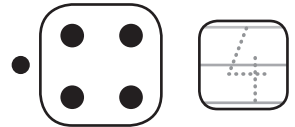
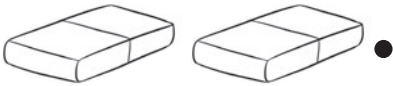
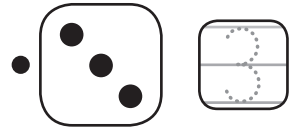
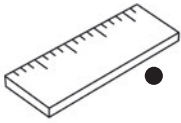
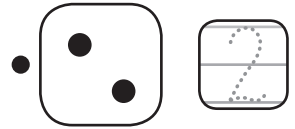
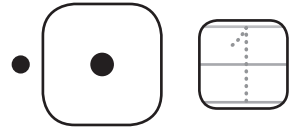
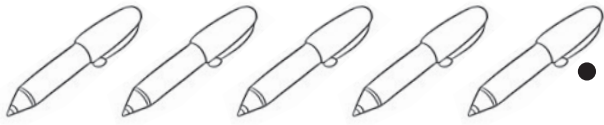
a book / a chair



a rubber / a pen

Unit 2 Worksheet 1

1 **Count and match. Trace.** Policz i dopasuj. Napisz po śladzie.

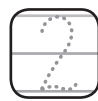


2 **Now trace and colour.** Teraz napisz po śladzie i pokoloruj.



=

red



=

red



=

green



=

yellow



=

orange



Unit 2 Worksheet 2

1 **Trace. Count and colour.** Napisz po śladzie. Policz i pokoloruj.


1 = yellow

2 = orange

3 = red

4 = brown

5 = green



2 **Read and colour.** Przeczytaj i pokoloruj.

3 red pens




2 yellow books



1 green rubber



4 orange pencils




Winter Worksheet 1

1 Look and trace. Popatrz i napisz po śladzie.



a snowman



a bird

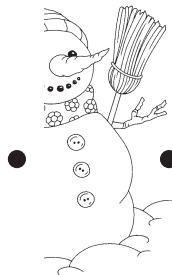


a snowflake



a flower

2 Match and trace. Dopasuj i napisz po śladzie.



• snowman

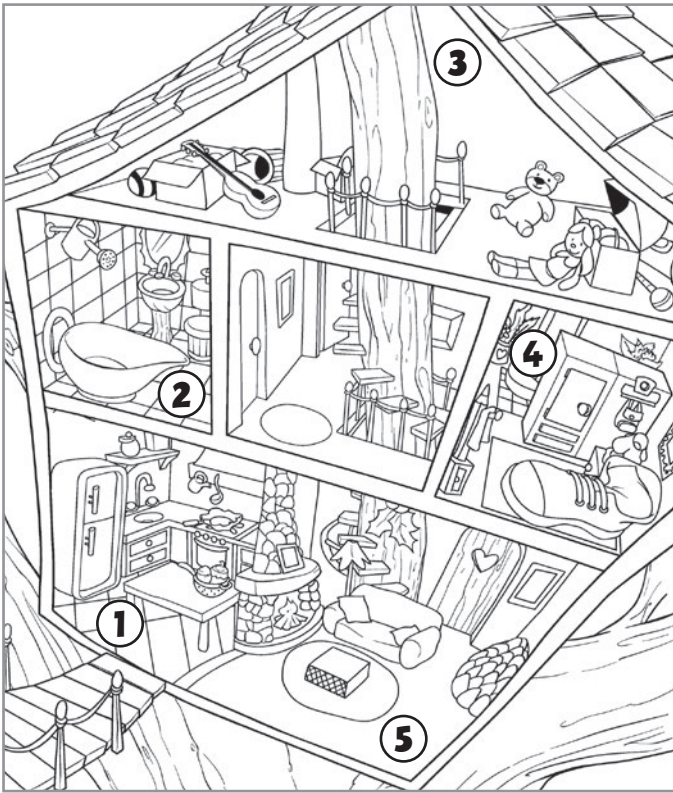
• flower

• snowflake

• bird

Unit 3 Worksheet 1

1 **Number and trace.** Wpisz liczby i napisz po śladzie.




- an attic
- a bathroom
- a bedroom
- a kitchen
- a living room

2 **Choose and trace.** Wybierz i napisz po śladzie.




a living room / a kitchen



a bathroom / a bedroom



a living room / a bedroom



a kitchen / a bathroom

Unit 3 Worksheet 2

1 Trace and say. Napisz po śladzie i powiedz na głos.



sister



mum



dad



grandpa



brother



grandma

2 Trace and number. Napisz po śladzie i wpisz liczby.



mum

a living room

sister

a bedroom

grandpa

a bathroom

grandma

a kitchen

Unit 4 Worksheet 1

1 Follow, count and trace. Połącz, policz i napisz po śladzie.

2 Count and write. Policz i wpisz liczby.

Unit 4 Worksheet 2

1 **Read and colour.** Przeczytaj i pokoloruj.


birds = pink

leaves = blue

nuts = white

mushrooms = black

flowers = purple






2 **Trace and colour.** Napisz po śladzie i pokoloruj.

black



blue

purple




white

pink



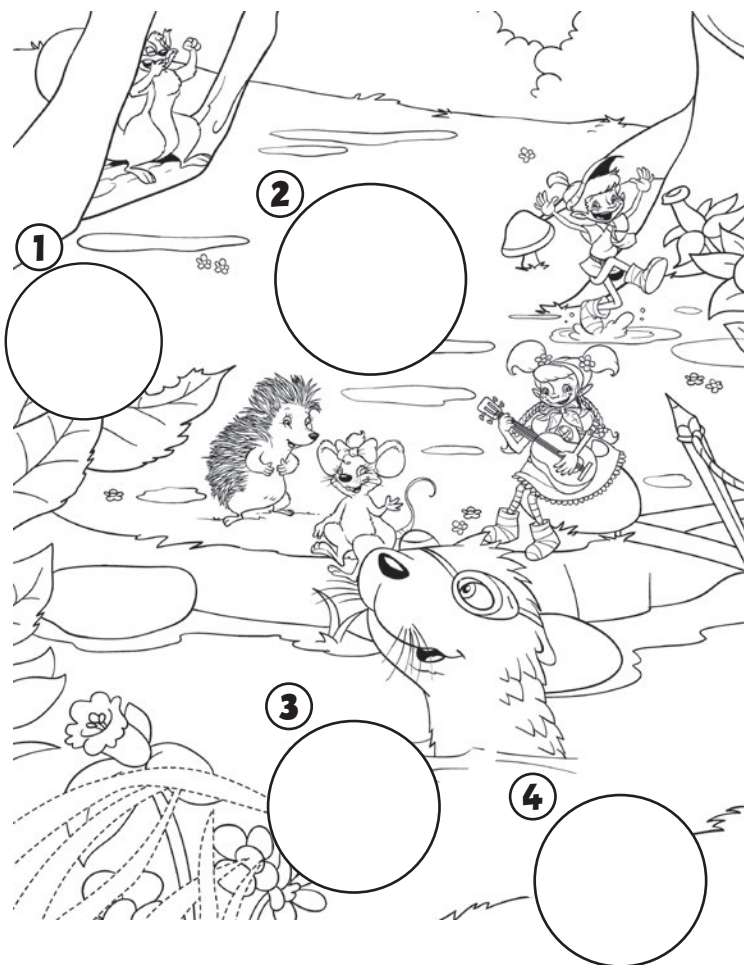
Spring Worksheet

1 Trace and colour. Napisz po śladzie i pokoloruj.




This section contains four tracing and coloring items. On the left is a large leaf with a dashed outline. In the center is a snail with a dashed shell and body. On the right is a curved blade of grass with a dashed outline. Below each item are handwriting lines with the corresponding word written in a dotted font for tracing: 'an umbrella' under the leaf, 'a snail' under the snail, 'grass' under the grass blade, and 'a caterpillar' under a caterpillar illustration on the right.

2 What's missing? Draw and write. Czego brakuje? Narysuj i napisz.






A black and white illustration of a forest scene with several missing items marked by numbered circles. Circle 1 is a pond. Circle 2 is a large tree. Circle 3 is a hedgehog. Circle 4 is a small animal. The scene also includes a boy with a hat, a girl with a guitar, a large fish, and various plants and flowers.



Four sets of handwriting lines corresponding to the missing items. Each set has a number in a circle and a dotted word for tracing: 1. a c, 2. an u, 3. g, 4. a o.

Unit 5 Worksheet 1

1 Match and trace. Dopasuj i napisz po śladzie.



• a guitar

• a teddy bear

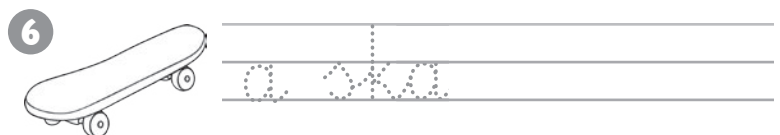

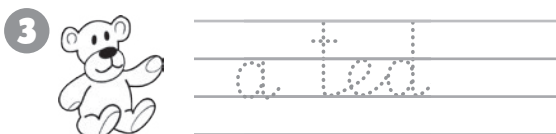
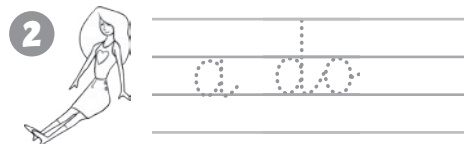
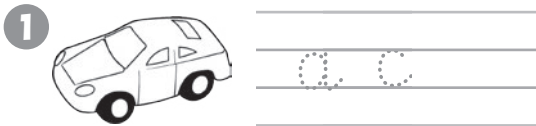
• a doll

• a car

• a bike

• a skateboard

2 Look and write. Popatrz i napisz.



Unit 5 Worksheet 2

1 Look and trace. Popatrz i napisz po śladzie.



I've got a doll.

I've got a guitar.


2 Look at page 41 of your class book. Match and write. Colour the bikes.

Popatrz na stronę 41 w podręczniku. Dopasuj i napisz. Pokoloruj rowery.




bikes blue got

• Two _____ bikes.



• Three red _____.



• I've _____ a green bike.

Unit 6 Worksheet 1

1 Read and trace. Look and colour. Przeczytaj i napisz po śladzie. Popatrz i pokoloruj.


crisps = green

cheese = brown



carrots = orange

grapes = purple



cake = pink

water = blue

orange juice = yellow



sandwiches = white



2 Look and match. Write. Popatrz i dopasuj. Napisz.



• I don't like _____.



• I like _____.

Unit 6 Worksheet 2

1 What is Bud saying? Trace, look and number. Co mówi Bud? Napisz po śladzie, popatrz i wpisz liczby.

I like sandwiches.

I like picnics.

I don't like orange juice.

I like crisps.

I like water.




2 Look and write I like or I don't like. Popatrz i napisz *I like* lub *I don't like*.



_____ sandwiches.



_____ cheese.



_____ orange juice.



_____ carrots.

Summer Worksheet

1 Look and trace. Popatrz i napisz po śladzie.



a butterfly



a sunflower



a barbecue



an ice-cream

2 Look and write. Colour. Popatrz i napisz. Pokoloruj.



1 A purple


3 A yellow

2 A green

4 A pink

Unit 7 Worksheet 1

1 Match and trace. Copy. Dopasuj i napisz po śladzie. Przepisz.



• a bird _____



• a frog _____

• a dog _____

• a fish _____

• a cat _____

2 Count and write. Policz i napisz.



Unit 7 Worksheet 2

1 Look, trace and match. Colour. Popatrz, napisz po śladzie i dopasuj. Pokoloruj.


There's a black cat.



There's a pink bird.



There's an orange fish.



There's a green frog.



There's a brown dog.



2 Look, write and number. Popatrz, napisz i wpisz liczby.




There's a cat.

a dog.

a frog.

Unit 8 Worksheet 1

1 Match and trace. Dopasuj i napisz po śladzie.



• a head

• an ear

• an eye

• a nose

• a mouth

• a body

• a hand • a foot • a leg • an arm

2 Look and write. Popatrz i napisz.

eyes feet arm nose



1 Touch your



2 Touch your



3 Touch your




4 Touch your

Unit 8 Worksheet 2

1 Look and write. Popatrz i napisz.

a body legs hands arms feet



1 _____
2 _____
3 _____
4 _____
5 _____

2 Draw and label your face. Narysuj i opisz swoją twarz.

a mouth ears eyes a nose

_____ ● _____
_____ ● _____
_____ ● _____
_____ ● _____